




## Pattern

A pattern is an arrangement of lines, shapes and colours. It can be man made or natural.


contrast	The arrangement of opposite elements such as light vs dark or rough vs smooth.
tone	Refers to the light and dark values used in art.
line	A mark made on a surface that joins different parts, can describe textures, or join together to make shape.
shape	A flat enclosed area of an artwork created through other elements such as line, colour, texture
form	Something that is 3D or has the appearance of being 3D through the use of other elements.
space	The area around, above or within an object. It can be positive (object) or negative (space inbetween)



CHALK PASTELS



CHARCOAL



COLOR PENCILS



CRAYONS



GRAPHITE




INK



MARKERS




OIL PASTELS



PENS



WATERCOLOUR PENCIL




**Tone**  
Gradient

**Texture**  
The way surface will feel

## Biography

- Andy Goldsworthy is a British sculptor, photographer and environmentalist.
- He likes to create works in a natural landscape, using natural materials.
- The materials used in his art often include brightly coloured flowers, icicles, leaves, mud, pinecones, snow, stone, twigs, and thorns.
- He is most well-known for works such as *Storm King Wall*, *Composition VII* and *Wet feathers/ wrapped around a stone...*
- Although he occasionally uses power tools and help from others, most of Goldsworthy's sculptures are made using only his own bare hands.



-Goldsworthy was born in 1956 in Cheshire, and grew up around Harrogate, Yorkshire. He lives and works in Dumfriesshire, Scotland.

"I want to get under the surface. When I work with a leaf, rock, stick, it is not just that material in itself, it is an opening into the processes of life within and around it. When I leave it, these processes continue"

**Andy Goldsworthy**



## How to work in Andy Goldsworthy's style

Choose things you find outside, create work in the natural world.


Use natural shapes, such as circles, lines and spirals to lead the eye around the work



Arrange your work with care, its best to keep it simple. Document it with a photo and then leave it...

Use contrasting colours, tones, quality of line in your artwork.

## KEY ARTIST- Goldsworthy.



## Styles and Techniques

Sculpture	<ul style="list-style-type: none"> <li>-Sculpture is a type of visual art that operates in three dimensions (as opposed to 2-D art, e.g. paintings).</li> <li>-Sculpting used to always consist of carving into stone, metals, ceramics and wood, but since the Modernism era in the 19<sup>th</sup>/20<sup>th</sup> centuries, there is now more freedom in materials used and the process.</li> <li>-Modern sculptures can use almost any material, and can involve assembling, welding, casting and modelling.</li> <li>-Many new and different styles of sculpture have emerged.</li> </ul>	
Earth Art	<ul style="list-style-type: none"> <li>-Earth art is also known as land art or Earthworks.</li> <li>-It is an art movement that began in the 1960s and 1970s, mainly taking place in the UK and the USA.</li> <li>-This type of art uses the materials of the earth for building sculptures. Examples of materials used could be rocks, soils, plants, water, and vegetation.</li> <li>Due to the rural (and sometimes inaccessible) setting of Earth art, many sculptors choose to take photographs of their work to use in art galleries.</li> <li>-Some Earth art stands out in its setting, however Goldsworthy prefers to create sculptures that blend with the environment. Goldsworthy often works with flowers and petals, aware that they will decay. He therefore uses photography to catch his works 'at their height.'</li> </ul>	 