

NPA Knowledge Organiser: Year 6 - Autumn term



FRENCH

Top Tips for Consolidation

Masculine and Feminine

Articles

-In French, all nouns are either masculine or feminine – there is no neutral.

-For masculine nouns, 'the' is 'le' and for feminine nouns 'the' is 'la.' If there is more than one of something (plural), then the word for 'the' is 'les.'

-If the noun begins with a vowel or 'h', then the 'e' or 'a' in 'le' or 'la' is dropped.

e.g. The boy = Le garçon
The girl = La fille
The houses = Les maisons
The bird = L'oiseau.

Indefinite Articles

-For masculine nouns, 'a' is 'un', whereas for feminine nouns it is 'une.' For plural nouns, it is 'des.'

e.g. A boy = Un garçon
A girl = Une fille
Some houses = Des maisons

Singular/ Plurals

In order to turn singular nouns into plural nouns, you should normally follow the rules below:






SINGULAR NOUN ENDING	PLURAL NOUN ENDING
MOST NOUNS	-S
-S, -X, -Z	NO CHANGE
-AL, -EU, -AU, -EAU, -OU, -AIL	-X OR -UX

Pronouns

The following pronouns help you to show who is doing actions. Remember that verbs change depending on who is doing the action.

Je = I tu = you il = he elle = she
nous = we vous = you (plural) ils = they (m) elles = they (f)

Verbs and Verb Forms

PARLER (to speak)		je parle – I speak tu parles – you speak il parle – he speaks	elle parle – she speaks nous parlons – we speak	vous parlez – you speak ils parlent – they speak (m) elles parlent – they speak (f)
JOUER (to play)		je joue – I play tu joues – you play il joue – he plays	elle joue – she plays nous jouons – we play	vous jouez – you play ils jouent – they play (m) elles jouent – they play (f)
PENSER (to think)		je pense – I think tu penses – you think il pense – he thinks	elle pense – she thinks nous pensons – we think	vous pensez – you think ils pensent – they think (m) elles pensent – they think (f)
MARCHER (to walk)		je marche – I walk tu marches – you walk il marche – he walks	elle marche – she walks nous marchons – we walk	vous marchez – you walk ils marchent – they walk (m) elles marchent – they walk (f)
AVOIR (to have)		j'ai – I have tu as – you have il a – he has	elle a – she has nous avons – we have	vous avez – you have ils ont – they have (m) elles ont – they have (f)
ÊTRE (to be)		je suis – I am tu es – you are il est – he is	elle est – she is nous sommes – we are	vous êtes – you are ils sont – they are (m) elles sont – they are (f)

The Weather

Le temps – The weather

Le soleil – The sun

Il fait du soleil – It's sunny

Il fait beau – It's nice

Il fait chaud – It's hot

Le vent – The wind

Il fait du vent – It's windy

Il fait froid – It's cold

La pluie – The rain

Il pleut – It's raining

L'orage – The storm



Il fait mauvais – The weather is bad

il y a un arc en ciel – There is a rainbow

La neige – The snow

Il neige – It's snowing

Il y a du brouillard – It's foggy

Le nuage – The cloud

Il y a des nuages – It's cloudy

Colours

COULEURS
(colours)



bleu(e) – blue
noir(e) – black
vert(e) – green
violet(te) – violet

pourpre – purple
gris(e) – grey
blanc(he) – white
jaune – yellow

rouge – red
orange – orange
rose – pink
marron – brown

Numbers 60-100

60

soixante

61

soixante et un

62

soixante-deux

70

soixante-dix

71

soixante et onze

72

soixante-douze

80

quatre-vingts

81

quatre-vingt-un

82

quatre-vingt-deux

90

quatre-vingt-dix

91

quatre-vingt-onze

92





quatre-vingt-douze

100

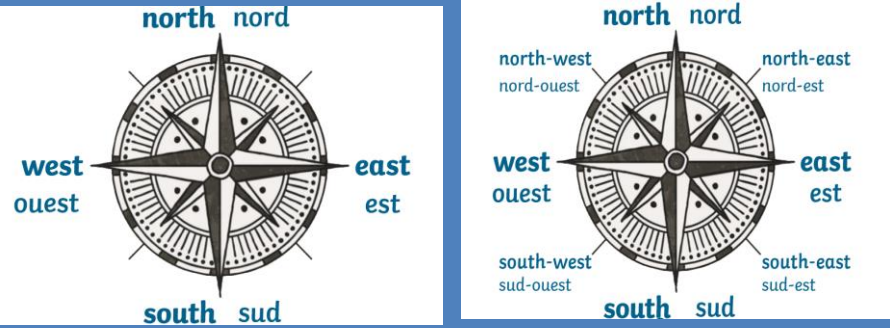
cent

NPA Knowledge Organiser: Year 6 - Autumn

Months and Seasons

MOIS (MONTHS)	SAISONS (SEASONS)
janvier - January	le printemps - Spring 
février - February	l'été - Summer 
mars - March	
avril - April	l'automne - Autumn 
mai - May	
juin - June	l'hiver - Winter 
juillet - July	
août - August	
septembre - September	
octobre - October	
novembre - November	-Mon anniversaire est en... My birthday is in...
decembre - December	-The formal way of writing the date is day, then date, then month. For example, you would write: mardi, 18 avril (Tuesday, 18 April).


The points of the compass - Les points cardinaux



Places in the World



Directions

DIRECTIONS (directions)		A droite - on the right	Tournez - turn	C'est près du/de
		A gauche - on the left	Traversez le pont - go over the bridge	la - its near the
		Tout droit - straight		Où est...? - Where is...?



5 Times Table

0	5	10	15	20	25	30	35	40	45	50	55	60
zero	cinq	dix	quinze	vingt	vingt-cinq	trente	trente-cinq	quarante	quarante-cinq	cinquante	cinquante-cinq	soixante